

Scaled data based on original data using
LM-79-08 Approved Method: Electrical and Photometric Measurements of Solid-
State Lighting Products

Test Report Prepared for
Cooper Lighting Solutions
(formerly Eaton)

Brand: STREETWORKS

Report Number: P939960

Luminaire Tested: **GLAN-SB2D-760-U-5WQ**

Issue Date: 1/21/2025

Test Information

Test Method: LM-79-08
Report Number: P939960
TEST IS SCALED FROM IESNA LM-79-08 TEST DATA (G2-2405-108-1)
Test Lab: INNOVATION CENTER
Issue Date: 1/21/2025
Manufacturer: COOPER LIGHTING SOLUTIONS (FORMERLY EATON)
Product Line: STREETWORKS
Catalog Number: GLAN-SB2D-760-U-5WQ
Description: GALLEON AREA AND ROADWAY HIGH DENSITY LED LUMINAIRE
(2) 70 CRI, 5700K, 900mA LIGHTSQUARES WITH 26 LEDS EACH AND TYPE V WIDE OPTICS
Light Source: -
Ballast/Driver: -

Summary

Lumens per Lamp: N/A
Luminaire Lumens: 21778 lumens
Efficiency: N/A
Efficacy: 147.5 lumens/watt
Luminous Opening: Rectangular (W 0.5' x L: 1' x H: 0')
IES Classification: Type V - Short
BUG Rating: B5 - U0 - G3

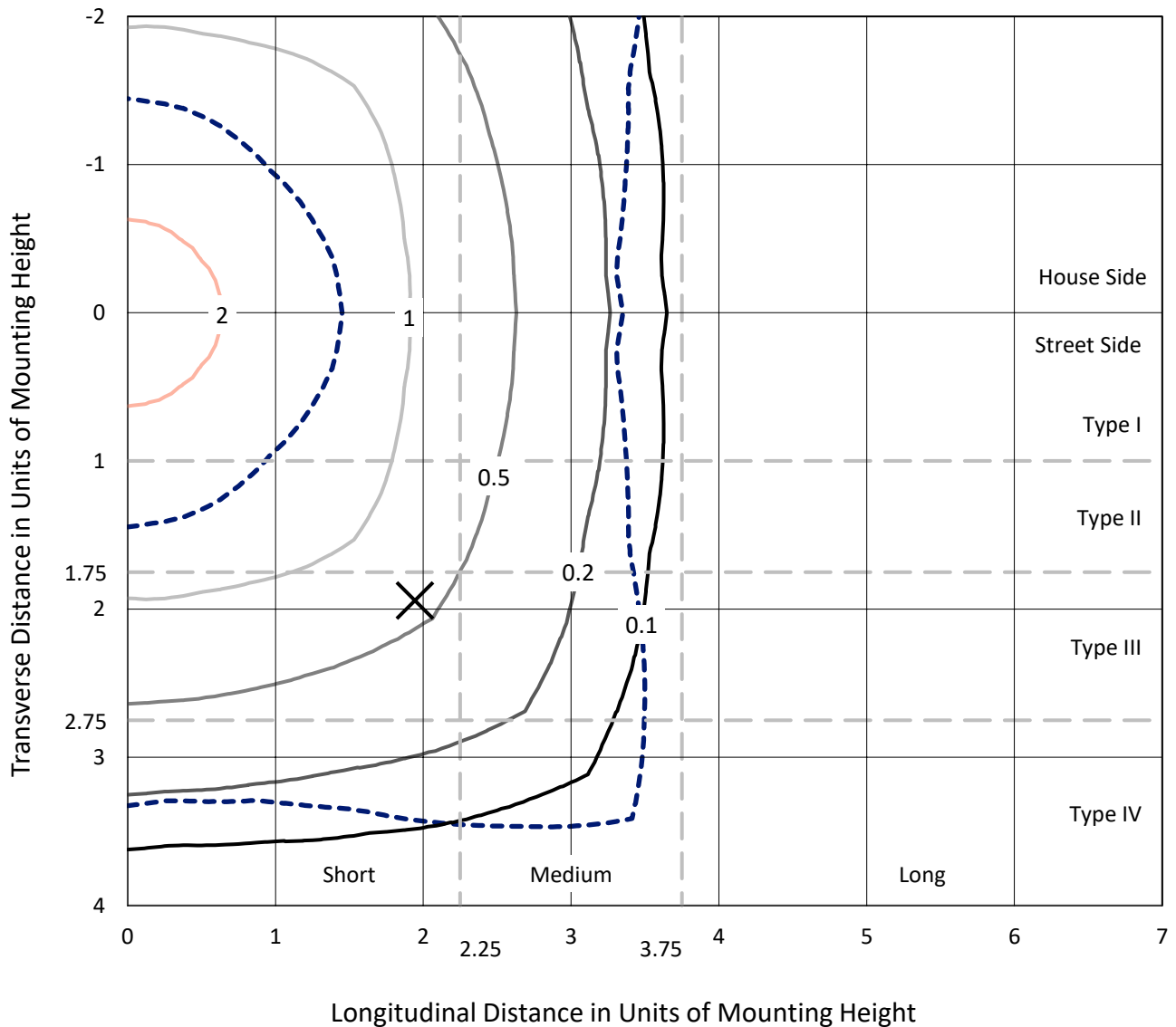
Input Watts (W): 147.6
Input Voltage (V): NR
Input Current (Ain): NR
Voltage Rise (V): NR
Power Factor: NR
Total Harmonic Distortion (THDi): NR
Frequency (hertz): 60
Stabilization Time: NR
Operation Time: NR
Ambient Temperature (°C): NR
Test Distance: 24 FT



REPORT NUMBER: P939960
 CATALOG NUMBER: GLAN-SB2D-760-U-5WQ

Iso-Footcandle Lines of Horizontal Illumination

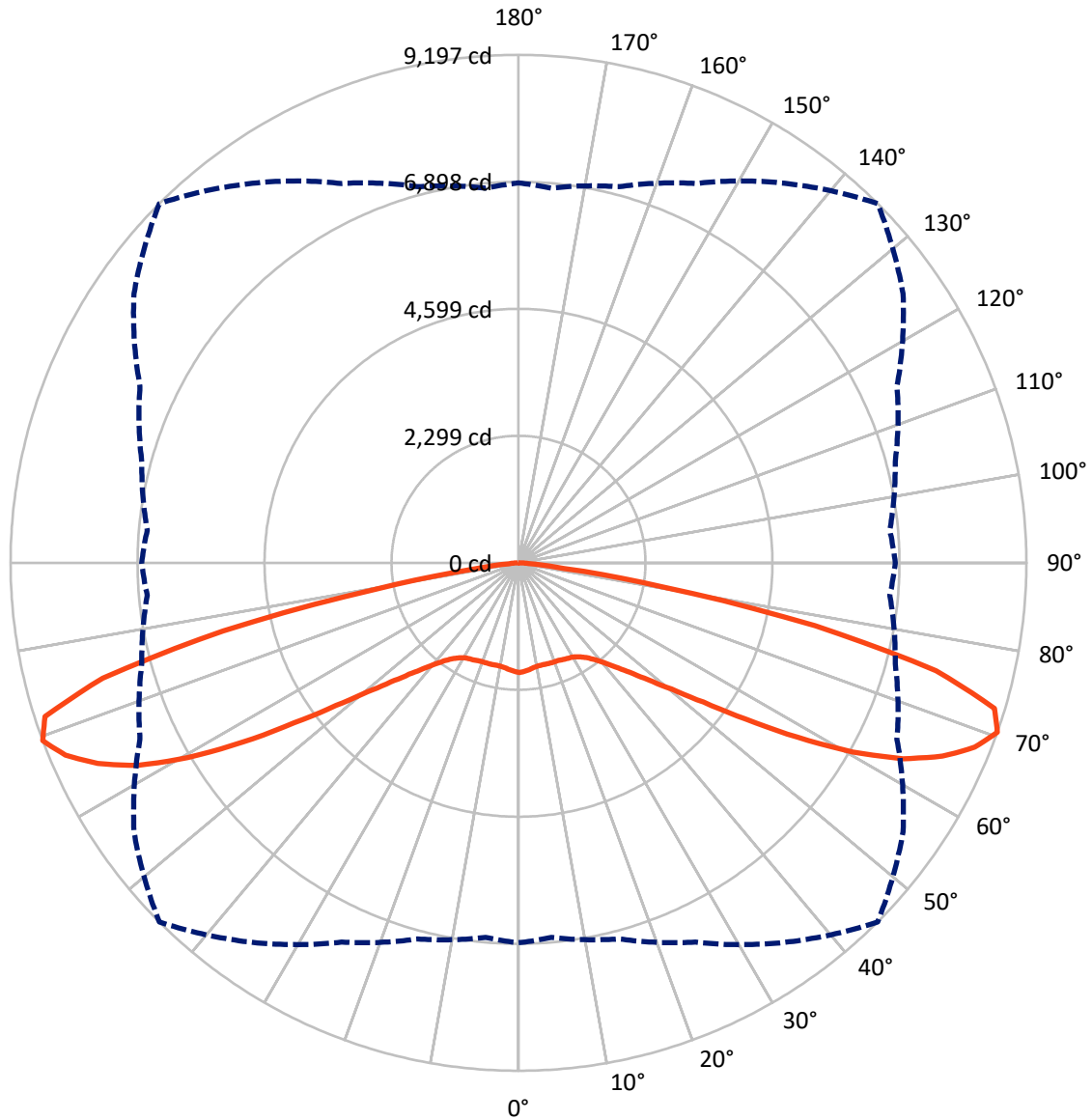
✕ Max cd
 - - - 1/2 Max cd



Based on 25 foot mounting height. Maximum calculated value = 3.2 fc
 Type V - Short - N/A

REPORT NUMBER: P939960
CATALOG NUMBER: GLAN-SB2D-760-U-5WQ

Luminous Intensity Polar Plot



— Vertical Plane Through 45-Deg Lateral - - - Horizontal Cone Through 70-Deg Vertical

REPORT NUMBER: P939960
 CATALOG NUMBER: GLAN-SB2D-760-U-5WQ

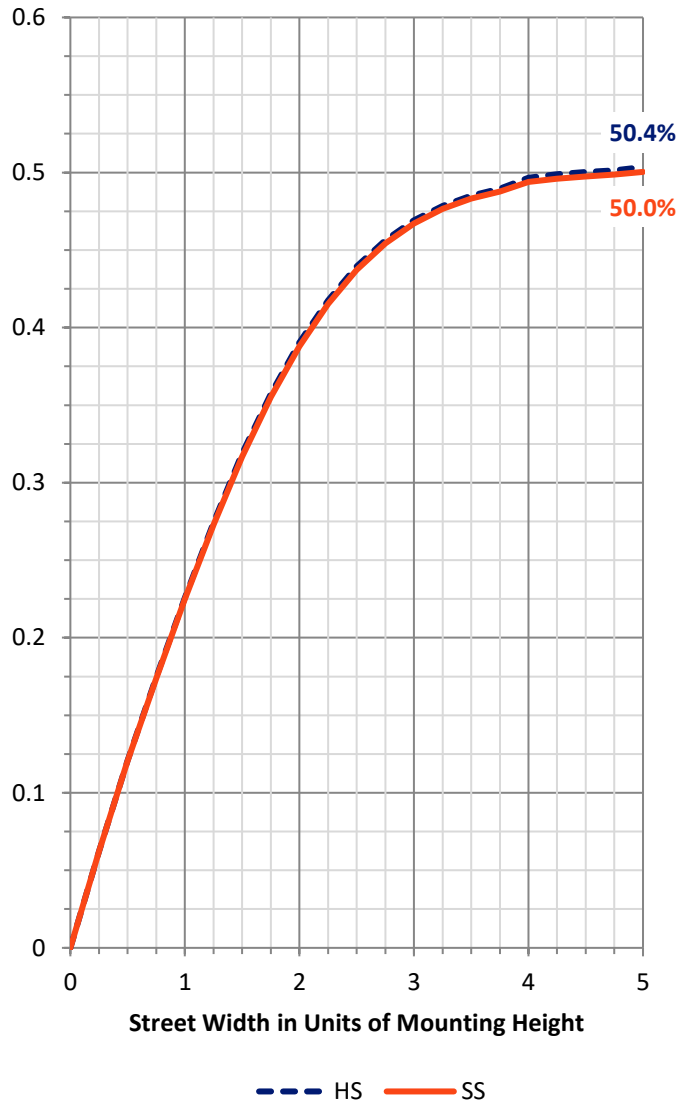
FLUX DISTRIBUTION:

		Downward	Upward	Total
House Side	Lumens	10889.0	0.0	10889.0
	% Fixture	50.0	0.0	50.0
Street Side	Lumens	10889.0	0.0	10889.0
	% Fixture	50.0	0.0	50.0
Total	Lumens	21778.0	0.0	21778.0
	% Fixture	100.0	0.0	100.0

ZONAL LUMENS:

Zone	Lumens	% Fixture
0°-10°	184.8	0.8
10°-20°	542.6	2.5
20°-30°	903.0	4.1
30°-40°	1365.6	6.3
40°-50°	2269.3	10.4
50°-60°	4282.1	19.7
60°-70°	7230.5	33.2
70°-80°	4751.2	21.8
80°-90°	248.9	1.1
90°-100°	0.0	0.0
100°-110°	0.0	0.0
110°-120°	0.0	0.0
120°-130°	0.0	0.0
130°-140°	0.0	0.0
140°-150°	0.0	0.0
150°-160°	0.0	0.0
160°-170°	0.0	0.0
170°-180°	0.0	0.0
0°-90°	21778.0	100.0
0°-180°	21778.0	100.0

Coefficient of Utilization



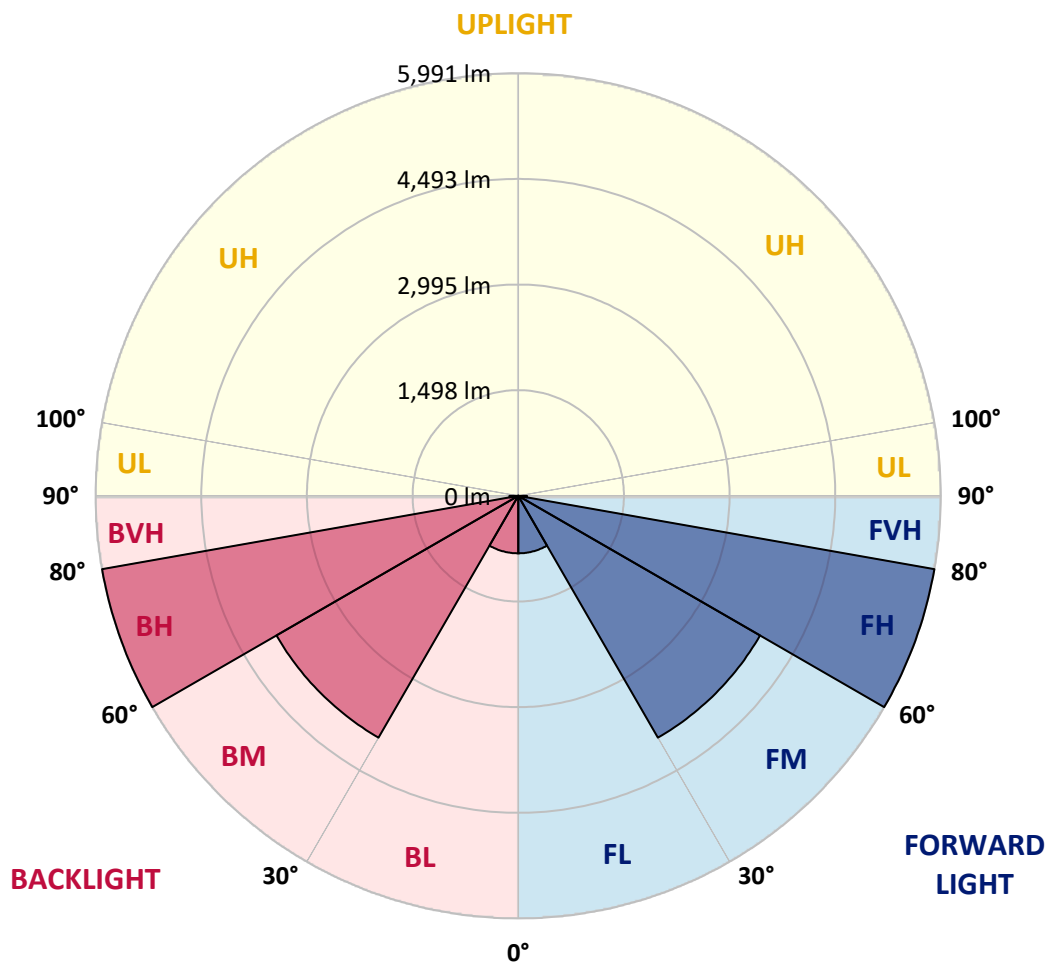
REPORT NUMBER: P939960
 CATALOG NUMBER: GLAN-SB2D-760-U-5WQ

LUMINAIRE CLASSIFICATION SYSTEM LUMEN TABLE AND BUG RATING:

Zone		Lumens	% Fixture	Zone Rating/Lumen Limit		
				B	U	G
FL	(0°-30°)	815.2	3.7			
FM	(30°-60°)	3958.5	18.2			
FH	(60°-80°)	5990.8	27.5			G3/7500
FVH	(80°-90°)	124.5	0.6			G2/225
BL	(0°-30°)	815.2	3.7	B2/1000		
BM	(30°-60°)	3958.5	18.2	B3/5000		
BH	(60°-80°)	5990.8	27.5	B5		G3/7500
BVH	(80°-90°)	124.5	0.6			G2/225
UL	(90°-100°)	0.0	0.0		U0/0	
UH	(100°-180°)	0.0	0.0		U0/0	

BUG Rating: B5-U0-G3

Type V Short



REPORT NUMBER: P939960
 CATALOG NUMBER: GLAN-SB2D-760-U-5WQ

CANDELA DISTRIBUTION (FULL):

	0°	5°	15°	25°	35°	45°	55°	65°	75°	85°
0°	1986.6	1986.6	1986.6	1986.6	1986.6	1986.6	1986.6	1986.6	1986.6	1986.6
2.5°	1974.1	1979.8	1977.5	1973.0	1973.0	1969.6	1973.0	1975.3	1978.7	1980.9
5°	1948.1	1952.6	1951.5	1948.1	1949.2	1945.8	1948.1	1951.5	1953.8	1954.9
7.5°	1925.5	1930.0	1927.7	1922.1	1922.1	1918.7	1919.8	1923.2	1926.6	1927.7
10°	1919.8	1924.3	1917.5	1908.5	1905.1	1900.6	1901.7	1905.1	1911.9	1915.3
12.5°	1922.1	1925.5	1918.7	1905.1	1901.7	1897.2	1897.2	1900.6	1909.6	1914.1
15°	1928.9	1932.3	1922.1	1907.4	1904.0	1900.6	1899.4	1904.0	1914.1	1922.1
17.5°	1941.3	1944.7	1928.9	1908.5	1904.0	1905.1	1904.0	1907.4	1923.2	1937.9
20°	1952.6	1954.9	1933.4	1908.5	1904.0	1905.1	1904.0	1910.8	1931.1	1951.5
22.5°	1956.0	1958.3	1937.9	1916.4	1913.0	1914.1	1913.0	1919.8	1939.0	1959.4
25°	1957.2	1960.6	1944.7	1927.7	1933.4	1935.7	1933.4	1934.5	1949.2	1967.3
27.5°	1974.1	1978.7	1964.0	1949.2	1952.6	1951.5	1954.9	1958.3	1969.6	1987.7
30°	2009.2	2012.6	2000.2	1985.5	1983.2	1975.3	1985.5	1996.8	2009.2	2025.1
32.5°	2067.0	2073.8	2057.9	2042.1	2031.9	2027.3	2035.3	2054.5	2071.5	2088.5
35°	2163.2	2167.7	2153.0	2123.6	2105.4	2105.4	2112.2	2137.1	2164.3	2185.8
37.5°	2299.0	2304.7	2278.6	2243.5	2216.4	2216.4	2225.4	2251.5	2292.2	2322.8
40°	2464.3	2472.2	2439.4	2403.2	2377.1	2372.6	2383.9	2413.3	2451.8	2490.3
42.5°	2663.5	2672.6	2629.5	2597.9	2577.5	2577.5	2583.1	2610.3	2645.4	2692.9
45°	2918.2	2934.0	2875.2	2843.5	2824.2	2828.8	2832.2	2855.9	2887.6	2942.0
47.5°	3221.6	3237.4	3175.2	3142.3	3138.9	3160.4	3146.9	3163.8	3180.8	3243.1
50°	3565.7	3592.8	3549.8	3547.6	3554.4	3594.0	3562.3	3571.3	3552.1	3591.7
52.5°	3986.8	4026.4	4018.5	4032.0	4107.9	4189.4	4116.9	4085.2	4012.8	4025.3
55°	4497.3	4557.3	4568.6	4650.1	4822.2	4988.6	4834.6	4706.7	4552.7	4524.4
57.5°	5078.0	5125.5	5179.9	5346.3	5667.7	5963.2	5667.7	5384.7	5142.5	5084.8
60°	5702.8	5761.7	5813.8	6059.4	6537.1	6952.5	6528.0	6078.6	5758.3	5680.2
62.5°	6374.1	6449.9	6486.1	6758.9	7315.9	7811.7	7323.8	6779.3	6423.9	6340.1
65°	7018.2	7080.4	7121.2	7412.1	7944.1	8441.0	7980.3	7443.8	7078.2	6968.4
67.5°	7318.1	7352.1	7451.7	7781.1	8342.6	8909.7	8437.6	7816.2	7407.6	7215.1
70°	6878.9	6809.9	7049.9	7577.3	8390.1	9197.2	8498.8	7561.5	7061.2	6748.8
72.5°	5315.7	5196.8	5613.4	6515.6	7846.8	9013.8	7901.1	6566.5	5872.6	5238.7
75°	2892.2	2757.5	3332.5	4473.5	6257.5	7812.8	6401.2	4601.4	3710.6	2870.7
77.5°	816.1	765.2	1229.3	2164.3	3763.8	5485.5	3908.7	2211.9	1458.0	864.8
80°	250.2	242.2	328.3	652.0	1598.3	2627.3	1536.1	659.9	417.7	263.7
82.5°	148.3	135.8	163.0	237.7	407.5	825.2	396.2	247.9	199.2	133.6
85°	84.9	79.2	96.2	115.5	137.0	175.5	114.3	117.7	106.4	71.3
87.5°	35.1	31.7	37.4	36.2	31.7	40.8	30.6	36.2	43.0	28.3
90°	0.0	0.0	0.0	0.0	0.0	0.0	0.0	0.0	0.0	0.0

(END C

90°
1986.6
1979.8
1954.9
1927.7
1915.3
1915.3
1923.2
1937.9
1952.6
1959.4
1966.2
1983.2
2021.7
2081.7
2177.9
2311.5
2477.9
2689.5
2939.7
3225.0
3567.9
3983.4
4480.3
5044.0
5612.3
6272.2
6914.0
7217.4
6823.5
5396.1
3057.4
961.0
278.5
144.9
74.7
26.0
0.0

OF REPORT)